




Ram JCTS307

1999 & UP Ram Cab & Chassis




Two 4 pin Square connectors



Ram JCTS307

2019 & UP Ram





Two 4 pin Square connectors

The Rams could have either these two square 6 pin connectors or two 12 pin connectors. If The vehicle has the two 12 pin connectors then Add the 238868-FL to the JCTS307 to convert it Over just plug the square plugs together.

238868-FL


6 pin to 12 pin adapter





JCTS1230

Universal Hard Wire Adapter



Hard wire adapter

Note: Use this adapter if there are no plug n plays that match to hard wire to The harness. With this adapter the tail and brake wires will be connected.

White Wire – Ground

Brown Wire – Marker

Blue Wire – Backup

Yellow Wire – Left Turn & Left Brake

Green Wire – Right Turn & Right Brake

If the vehicle has separate brake and tune signals only connect the yellow and Green to the turn signals. Cut open the Harness on the bed side, about 4 to 6 in From the connector and split the red wire from the yellow and split the purple Wire from the green. Red and Purple wires are the brakes.



55041 Plug-n-Play Resistors



The Plug –n- Play resistors are a quick and easy way to install Resistors in harness. Unplug the connector from the back of The turn signal light, plug the harness into the female socket Of resistor and plug the male connector back into the light.